



## TECHNICAL DATA SHEET

# ROPE GABION

## INSTALLATION PROCEDURE

1. The entire site is mobilized with the required manpower, tools and other miscellaneous consumable and support items & proper Godown / Storage area with Security is created.
2. Gabions are typically installed at the base of the Embankment or in the River Apron to provide maximum protection against scouring & providing a volume mass during heavy flood / high velocity water flow.
3. First of all the entire site is cleared of stones, wood, plant, vegetation, dirt or any alien material either manually or mechanically by JCB.
4. Then Earth Work is done using excavators and backhoe loader and the entire site is prepared for Gabion Installation.
5. Gabions are normally filled with Boulders but off late Sand filled Geo Bags are also used to fill up the Gabion Boxes.
6. From site Godown daily required Gabions & Geo Bags / Boulders are issued to site and carried manually by labour to site work.
7. Gabions are then filled up with the required number of Boulders or Geo Bags, which are duly filled with sand and closed by stitching the open mouth, as per design.
8. Once filled the Gabion Box is closed by closing the top lid of the box and knotting the loose rope ends from either side to secure the lid firmly in place.
9. Using a crane the filled Gabion boxes are lifted and placed at the required position in the river one after another as per design.
10. Steps # (7) to (9) are repeated throughout the entire length of the site.
11. Proper records are maintained at site for usage of Gabion & Geo Bags.
12. All records are regularly submitted to the necessary Government office / Client office.
13. Government officials / Client carry out regular inspection at site along with Contractor Engineer / Supervisor at site.

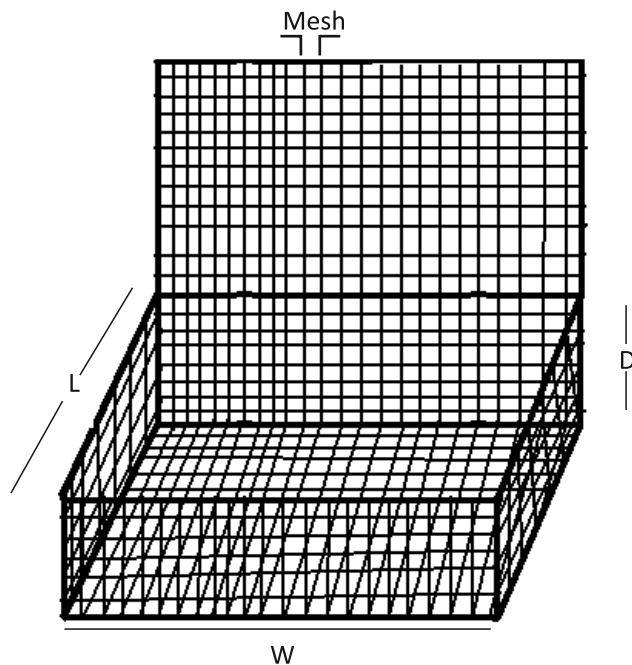
PROPERTIES	SPECIFICATION			
Mesh Size (mm)	100 x 100		150 x 150	
Rope Size (mm) / # of strand	9 / 4	12 / 4	9 / 4	12 / 4
Material of Rope	Polypropylene (PP) With UV			
Size of Gabion	Standard Size : 1.8 x 1.8 x 0.5 / 1.8 x 1.2 x 0.5 / 2 x 1 x 1 / As per client design			
Weight of Rope (Gms / m)*	42	68	42	68
Tensile Breaking strength of Rope (kgs.)	1560	2400	1560	2400
Net breaking strength of Rope (kg/m)	15000	20000	10000	18000
UV	Material shall be Properly UV Stabilized			
Abrasion Resistance	Shall Retain 85% of Design / Actual Strength of Rope after 1000 Cycles			

+ Weight of Rope shall have and acceptable tolerance of +/- 8%

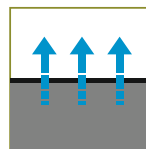
**TECHNICAL DATA SHEET**

**ROPE GABION**

**INSTALLATION PROCEDURE**



- Above mentioned values shall have tolerance of  $\pm 5\%$
- Testing of Rope to be done as per IS 7071:1992 (Part I & II) for Weight and as per part IV for Breaking Strength
- We can manufacture Gabion in Sizes as per Customer Design & Sight Specific Conditions if needed



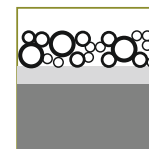
**FILTRATION**



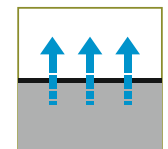
**DRAINAGE**



**STABILISATION**



**SEPARATION**



**PROTECTION**

**We can do OEM packaging and private labeling for bulk orders**

- Above values are obtaining in our laboratory and are MARV Values (67.5 % Level of Confidence)
- Tolerance: Physical & Mechanical: - 10 % & Hydraulic: - 30%
- There may be variation in above values due to various factors when tested at other laboratory.
- The above values may also vary if the fabric is converted in to any value added product or used in combination with other products.
- The values may also change due to transportation damages & improper storage and handling at site.
- Client shall ensure that Storage is strictly done as per ASTM standard.
- The values are not intended as warranty / guarantee and Geo Source assumes no liability in connection with this information.